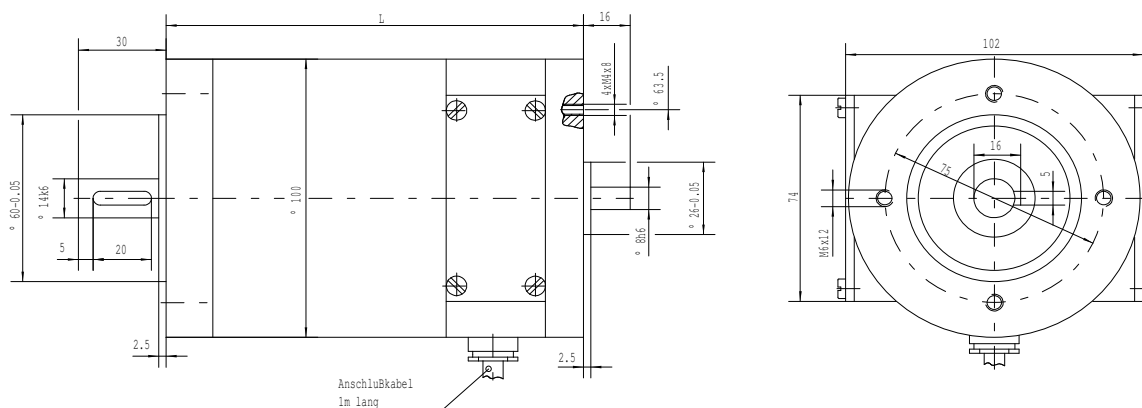


## Technical Data

Typ	Type	Type		GM 92 M	GM 92L
Nennleistung (S1-Betr.)	Power rated (S1)	Puissance nominale (S1)	W	340	430
Nennspannung	Rated voltage	Tension nominale	V	50	50
Nenn Drehmoment	Rated torque	Couple nominale	Nm	1.1	1.4
Spitzendrehmoment	Peak torque	Couple cretre	Nm	3.3	4.2
Nenn Drehzahl	Rated speed	Vitesse nominale	min <sup>-1</sup>	3000	3000
Max. Drehzahl	Max. speed	Vitesse maxi	min <sup>-1</sup>	4000	4000
Nennstrom	Rated current	Courant nominale	A	9.8	10
Spitzenstrom	Peak current	Courant maxi	A	29.4	30
Spannungskonstante	Voltage constant	Constante de tension	V/1000min <sup>-1</sup>	14.36	16.06
Drehmomentkonstante	Torque constant	Constante de couple	Nm/A	0.1224	0.14
Elektr. Zeitkonstante	Electr. time constant	Const. de temps electr.	ms	11.877	6.238
Mech. Zeitkonstante	Mech. time constant	Const. de temps mec.	ms	10.04	29.53
Therm. Zeitkonstante	Therm. time constant	Const. de temps therm.	min	50	58
Ankerträgheitsmoment	Rotor inertia moment	Inertie rotor	Kgm <sup>2</sup> x10 <sup>-3</sup>	0.3235	1.278
Ankerinduktivität	Armature inductance	Inducatance rotor	mH	5.523	2.826
Ankerwiderstand	Armature resistance	Resistance rotor	Ohm	0.39	0.35
Anschlusswiderstand	Connection resistance	Resistance aux bornes	Ohm	0.465	0.453
Bremsspannung	Brake rated voltage	Frein tension nominale	VDC	24	24
Bremsmoment	Brake torque	frein couple de maintien	Nm	1.5	1.5
Gewicht ohne Bremse	Weight without brake	Poidds sans frein	Kg	5.7	6.85
Gewicht mit Bremse	Weight with brake	Poidds avec frein	Kg	6.0	7.15

## Drawing



Voltage supply and control of the brake via separate connection cable.

	Lenght without Brake	Lenght with Brake
GM 92 M	183	229
GM 92 L	208	254

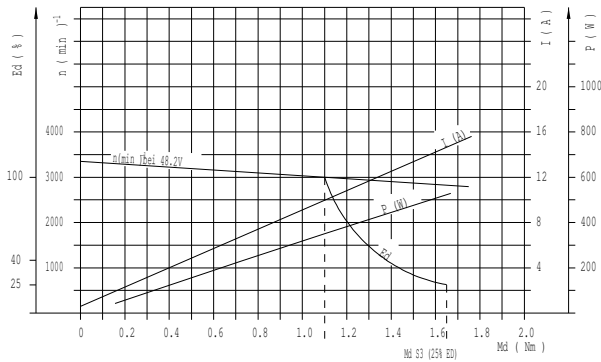
Kern GmbH  
Antriebstechnik

Gutenbergstraße 11  
88046 Friedrichshafen

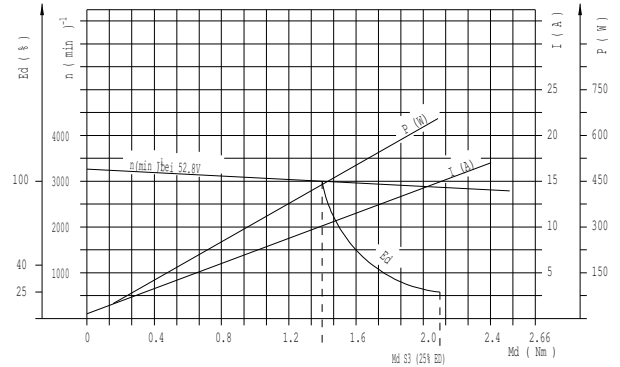
Tel.: (+49) 07541-5016-0  
Fax.: (+49) 07541-5016-28

## Speed-Torque Characteristic

### GM 92 M



### GM 92 L



### Remark

All tolerances of the technical data are given according to VDE 0530. For all figures not given according to VDE 0530 there is a tolerance of +/- 10%. With versions built to protection class IP54, a minimal lower torque can be expected due to the installation of shaft packing which causes increased friction.

The technical data given in the table and performance curve refer to a direct-current supply with a valid harmonic content of up to 5%.

The data applies to application in an ambient temperature from 0 to 40 degree Celsius.

This temperature range must not be undershot nor exceeded; otherwise an irreversible debilitation of the magnet might be possible.

Technical modifications reserved

Kern GmbH  
Antriebstechnik

Gutenbergstraße 11  
88046 Friedrichshafen

Tel.: (+49) 07541-5016-0  
Fax.: (+49) 07541-5016-28