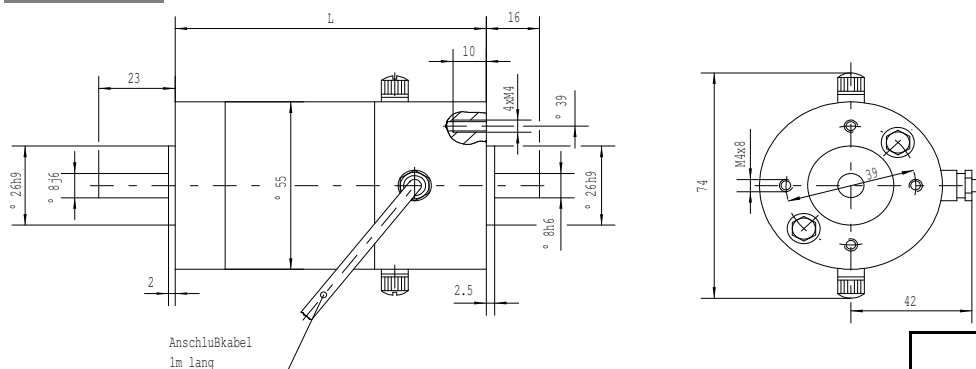


Technical Data

Typ	Type	Type		GM 55 K	GM 55 M	GM 55 L
Nennleistung (S1-Betr.)	Rated power (S1)	Puissance nominale (S1)	W	60	80	110
Nennspannung	Rated voltage	Tension nominale	V	30	30	48
Nennmoment	Rated torque	Couple nominale	Nm	0.16	0.20	0.30
Spitzendrehmoment	Peak torque	Couple cretre	Nm	0.48	0.60	0.90
Nennzahl	Rated speed	Vitesse nominale	min ⁻¹	4000	4000	4000
Max. Leerlaufzahl	Max. speed	Vitesse maxi	min ⁻¹	6000	6000	6000
Nennstrom	Rated current	Courant nominale	A	3.7	4.5	3.6
Spitzenstrom	Peak current	Courant maxi	A	11.1	13.5	10.8
Spannungskonstante	Voltage constant	Constante de tension	V/1000min ⁻¹	5.8	5.8	5.8
Drehmomentkonstante	Torque constant	Constante de couple	Nm/A	0.040	0.044	0.083
Elektr. Zeitkonstante	Electr. time constant	Const. de temps electr.	ms	1.48	1.72	2.3
Mech. Zeitkonstante	Mech. time constant	Const. de temps mec.	ms	35	24.5	19
Therm. Zeitkonstante	Therm. time constant	Const. de temps therm.	min	26	30	31
Ankerträgheitsmoment	Rotor inertia moment	Inertie rotor	Kgm ² x10 ⁻³	0.030	0.038	0.060
Ankerinduktivität	Armature inductance	Inductance rotor	mH	2.8	2.16	5
Ankerwiderstand	Armature resistance	Resistance rotor	Ohm	1.6	1.07	1.88
Anschlusswiderstand	Connection resistance	Resistance aux bornes	Ohm	1.88	1.25	2.18
Bremsspannung	Rated voltage brake	Tension nominale frein	VDC	24	24	24
Bremsmoment	Brake torque	Couple de maintien	Nm	0.75	0.75	0.75
Gewicht ohne Bremse	Weight without brake	Poidds sans frein	Kg	1.0	1.2	1.4
Gewicht mit Bremse	Weight with brake	Poidds avec frein	Kg	1.2	1.4	1.6

Drawing

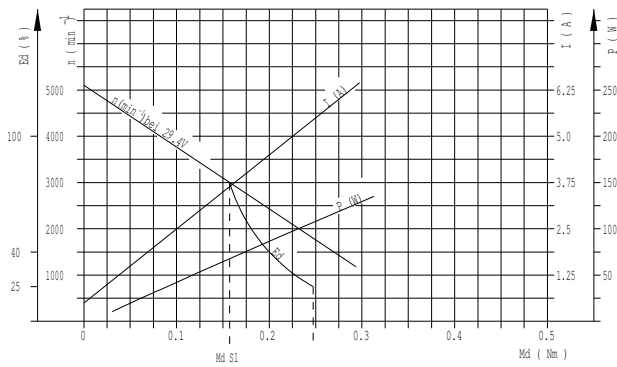


Voltage supply and control of the brake via separate connection cable.

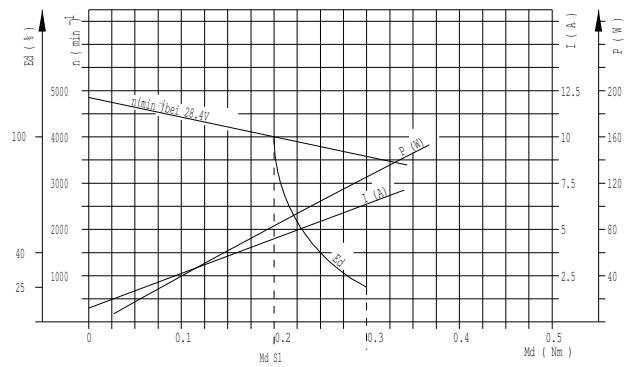
	Lenght without Brake	Lenght with Brake
GM 55 K	98.5	138.5
GM 55 M	113.5	153.5
GM 55 L	133.5	173.5

Speed-Torque Characteristic

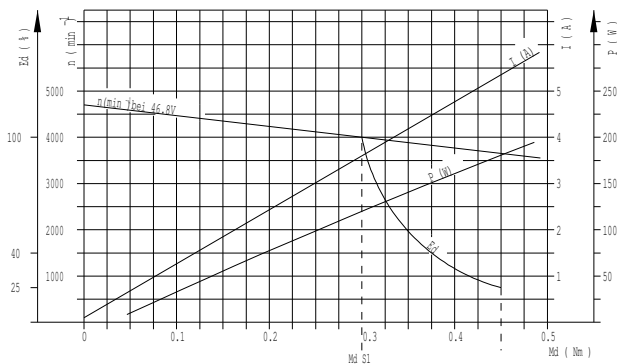
GM 55 K



GM 55 M



GM 55 L



Remark

All tolerances of the technical data are given according to VDE 0530. For all figures not given according to VDE 0530 there is a tolerance of +/- 10%. With versions built to protection class IP54, a minimal lower torque can be expected due to the installation of shaft packing which causes increased friction.

The technical data given in the table and performance curve refer to a direct-current supply with a valid harmonic content of up to 5%.

The data applies to application in an ambient temperature from 0 to 40 degree Celsius.

This temperature range must not be undershot nor exceeded; otherwise an irreversible debilitation of the magnet might be possible.

Technical modifications reserved

Kern GmbH
Antriebstechnik

Gutenbergstraße 11
88046 Friedrichshafen

Tel.: (+49) 07541-5016-0
Fax.: (+49) 07541-5016-28